

Current Control Input	
Hirose RM15-TRD-10S	
Pin No	**Function**
1	X+ SIGNAL
2	Y+ SIGNAL
3	Z+ SIGNAL
4	POWER GROUND
5	N.C.
6	N.C.
7	N.C.
8	X- SIGNAL
9	Y- SIGNAL
10	Z- SIGNAL

Current Monitor Output	
Hirose RM15-TRD-10P	
Pin No	**Function**
1	X+ SIGNAL
2	Y+ SIGNAL
3	Z+ SIGNAL
4	POWER GROUND
5	N.C.
6	N.C.
7	N.C.
8	X- SIGNAL
9	Y- SIGNAL
10	Z- SIGNAL

Output to Helmholtz Coil	
Neutrik NLT8MP	
Pin No	**Function**
1+	X+
1-	X-
2+	Y+
2-	Y-
3+	Z+
3-	Z-
4+	GROUND
4-	N.C.



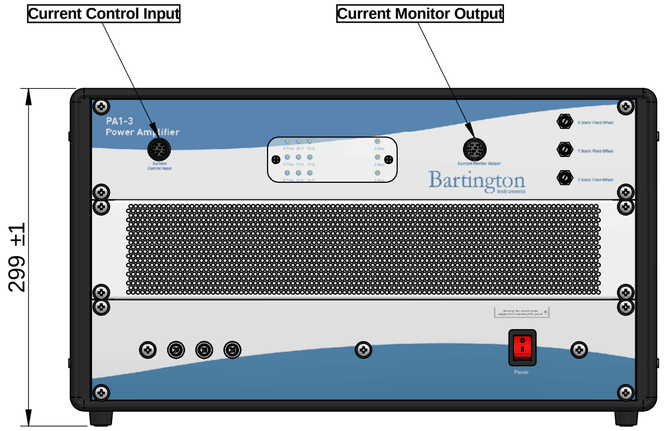

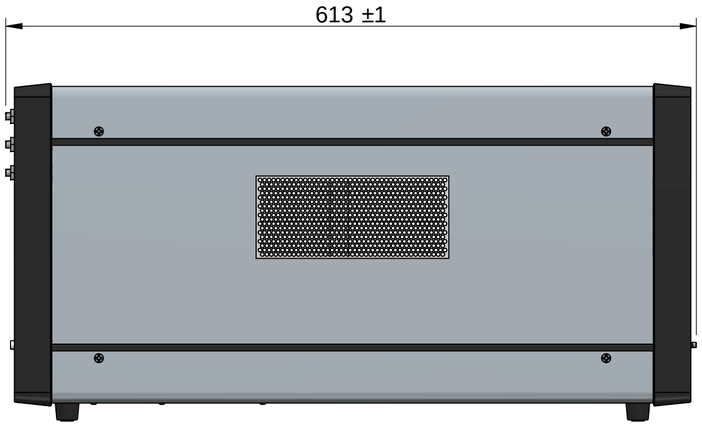

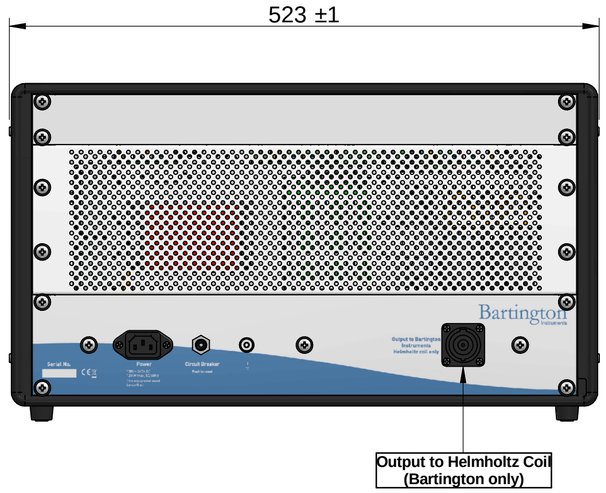

Bartington® Instruments

THIS DOCUMENT AND THE INFORMATION CONTAINED IN IT IS COMMERCIAL IN CONFIDENCE. IT MAY NOT BE REPRODUCED, COPIED OR TRANSMITTED TO ANY THIRD PARTY, IN ANY MEDIUM, WITHOUT THE PRIOR WRITTEN PERMISSION OF BARTINGTON INSTRUMENTS LTD. COPYRIGHT AND DESIGN RIGHT BARTINGTON INSTRUMENTS LTD / BARTINGTON HOLDINGS LTD 2021.

Title: **PA1 Power Amplifier Outline Drawing**	Third Angle Projection		Project: D1502
	Dimensions in mm	Size A2	Sheet 1/1
	Created by	*Munir Khaled*	17/05/2013
	Modified by	*Kirill Drobovits*	07/09/2022
	Approved by	*Daniel Cetnik*	07/09/2022
Revisions: New Template.	Drawing No.: **DR3047**	Issue: 5	DCN No.: 2173

BI OUTLINE DRAFT A2 v12