OXFORD INSTRUMENTS

C-RED 3

Very High Speed and Compact SWIR Camera

Key Specifications

- ✓ 640 x 512 TECless InGaAs sensor
- ✓ 15 µm pixel pitch
- ✓ SWIR 0.9 - 1.7 µm
- ✓ 73% QE, wavelength from 0.9 to 1.7 µm
- ✓ Up to 600 fps full frame
- ✓ < 40 e- readout noise
- ✓ Adaptive bias

Key Applications

- ✓ Adaptive optics
- ✓ Laser beam profiling
- ✓ Free Space Optical Communications
- ✓ Welding
- ✓ Quality / Production control
- ✓ Unmanned aerial vehicle
- ✓ Hyperspectral Imaging

www.oxinst.com

Introducing C-RED 3

Specially designed for short exposure, high speed applications, C-RED 3 is a very compact high-speed VGA uncooled camera for short wave infrared (SWIR) imaging.

C-RED 3 uses a 640 x 512 InGaAs detector with 15 µm pixel pitch for high resolution, which embeds an electronic shutter with integration pulses shorter than 5 µs. C-RED 3 does not use a thermoelectric cooler (TECless). The cooling system has been removed to minimize size, weight and power consumption.

Our Adaptive BIAS allows the camera to be used in variable temperature environments. Autonomous, ultra compact and also available for OEM, C-RED 3 offers a solution for every application and every budget.

Feature	Benefit
Easy integration	The camera can be easily integrated in a system thanks to the mounting points on the bottom, the side, or the front, and has a C-Mount/CS-Mount/T-Mount optical interface for lens coupling. The core version (without housing) is available for compact instrument spaces.
High sensitivity	The market-leading high frame rate of C-RED 3 minimizes the impact of elevated darkcurrent that is otherwise expected of a TEC-less InGaAs camera. When used in windowing (ROI) mode at very high frame rates (up to 32066 fps), the dark signal is completely negligible.
Real-time adaptive bias/dark correction	To compensate for the effects of temperature and exposure time variations on the dark frame, C-RED 3 offers an adaptive correction. Dark frames are automatically computed by the camera firmware. Calibrated in factory, this process eliminates the need to perform multiple experimental bias/dark acquisitions, hence simplifying your experiments and workflow.
Electronic shutter	C-RED 3 embeds an electronic shutter with integration pulses shorter than 5 µs in full frame mode.
Windowing and Region of Interest (ROI)	Windowing mode achieves a faster imaging rate while maintaining a very low noise, which is very interesting for FSO applications where a limited number of modes will be corrected, so a smaller amount of pixels are needed.
Market-leading high frame rate	C-RED 3 can operate at 600 fps in full frame mode. The frame rate increases up to several kHz in ROI mode (for example 9.5 kHz for a 64-by-64 ROI).
Low camera latency	The delay between the end of integration and the first valid data on CameraLink in normal readout mode full frame is 22.2 µs (default) and can be tuned down to 7.4 µs.
Numerous synchronization mechanisms	Internal and external triggers allow optimal interface of the camera to the rest of the FSO and AO system (laser, computer, etc.).

Quality / Production Control

Imaging has long been used in industrial processes to measure, monitor, control or otherwise manage the production of goods. The challenge is to capture vivid and measurable contrast of the monitored objects' characteristics.

SWIR provides highly contrasted images that enable the differentiation of materials or the identification of defects. Additionally, SWIR cameras can see through coatings or containers that are opaque to the eye. They enable visualization of underlying features such as fill levels, anticounterfeiting security codes, or hidden moisture while using machine vision standard glass optics.



Images in the visible and SWIR (900 – 1700 nm) range of black beans polluted by a plastic fly and a few square cardboard pieces. Camera used: C-RED 3 with SWIR lens 16 mm, uncooled, non-stabilized, low gain.



Images in the visible and SWIR (900 – 1700 nm) range of a foggy countryside view. In the SWIR range, you can see "through" the fog and see the trees a couple of hundred meters further than in the visible range. Camera used: C-RED 3 with SWIR lens 16 mm, uncooled, non-stabilized, low gain.

Surveillance and Safety

One of the principle advantages of using SWIR technology for Safety or Surveillance applications, is the ability of SWIR cameras to "see through" smoke, haze, mist, fog and other challenging atmospheric conditions. A significant improvement of contrast compared to visible range images can be observed. Furthermore, our SWIR cameras offer high sensitivity in low light environment, allowing night vision, for example.

Laser Beam Profiling

Laser beam profiling is a technique used to measure and analyze the spatial characteristics of a laser beam. It provides information on intensity distribution, shape, and size. It has multiple applications:

- ✓ Monitoring laser quality, this can include measuring spatial intensity distribution and temporal stability.
- ✓ Laser beam profiles can be used to gain a better understanding of laser physics and adjust laser parameters for optimal beam shaping.
- ✓ Studying the temporal evolution of a beam, for example to assess the impact of environmental parameters (temperature, wind, snow, etc.) on the propagation of a laser beam.



Typical top-hat laser power distribution. Acquisition with a C-RED 3 camera

Technical Specifications

Specifications•[1]

Sensor Specifications		C-RED 3
Sensor size		640 x 512 pixels
Pixel pitch		15 µm
Maximum speed Full Frame		600 fps
Noise at high gain, Tint at 50 µs, 600 fps Full Frame		37 e- (typical •[2]) 45 e- (max.)
Dark Current @ +40°C		755 ke-/p/s (typical •[2])
Quantization		14 bit
Quantum Efficiency		73% (peak) > 65% (between 1.0 to 1.65 µm)
Operability due to signal response (pixels with signal ± 0.3*median at 20°C)		> 99.5%
Image Full well capacity	low gain	1400 ke-
	med gain	128 ke-
	high gain	33 ke-
Maximum speed in 32 x 4 (min)		32066 fps •[3]
Maximum speed in 320 x 256		1779 fps

Features	C-RED 3
Output	USB 3.1 Gen 1 or CameraLink®
Optical interface	C-Mount, CS-Mount, T-Mount
Triggering	LVTTL Synchronization (5 V tolerant)
HDR mode	91 dB and 16 bits
Firmware feature	Adaptive bias
Cooling	Ambient operating temperature range -40°C to 35°C Liquid cooling optional with cooling plate for optimized performances
Software	Graphical User Interface: First Light Vision Software Development Kit: (C, C++, C#, Python, MatLab) / LabVIEW / µManager

	Frame rate at 600 fps readout speed CameraLink® Output Columns					
	32	64	128	256	512	640
Lines 4	32066	31512	30458	28548	25367	24029
8	28108	27348	25945	23532	19840	18397
16	22542	21631	20015	17413	13819	12526
32	16147	15254	13736	11455	8599	7646
64	10302	9596	8440	6801	4898	4297
128	5975	5509	4765	3752	2632	2291
256	3247	2975	2547	1978	1367	1184
512	1697	1549	1319	1016	697	602

For USB 3 Output: Max 9999 FPS

Product Drawings

Dimensions in mm [inches]
Weight: 230 g

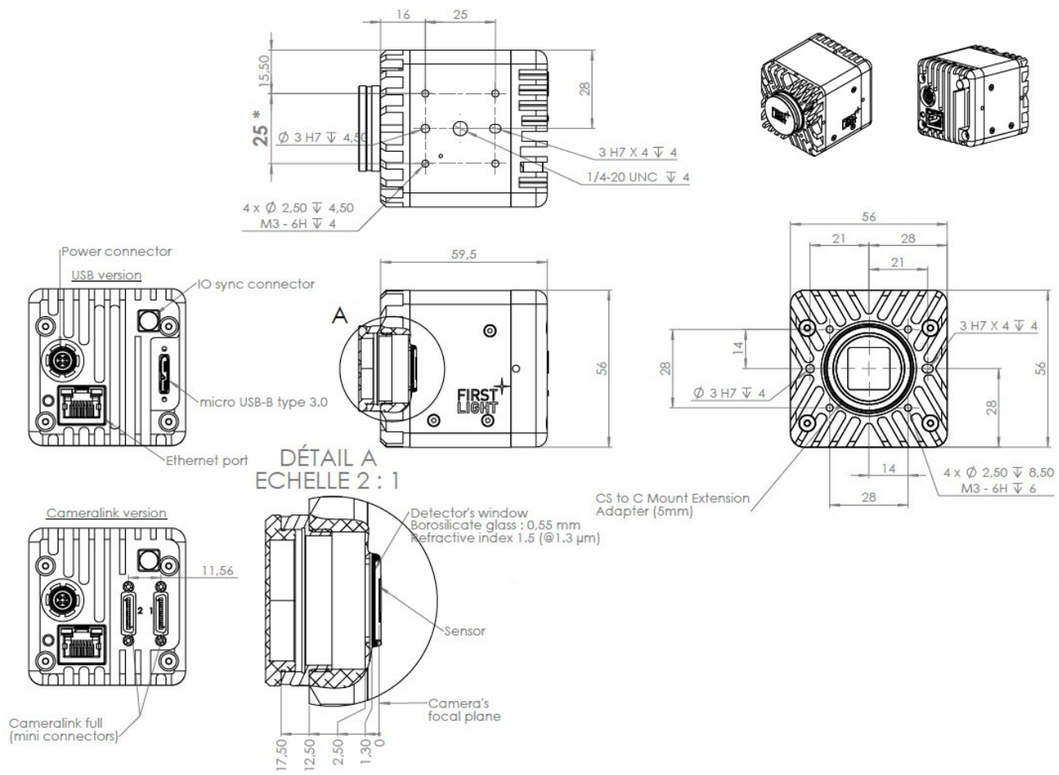

Quantum Efficiency (QE) Curve

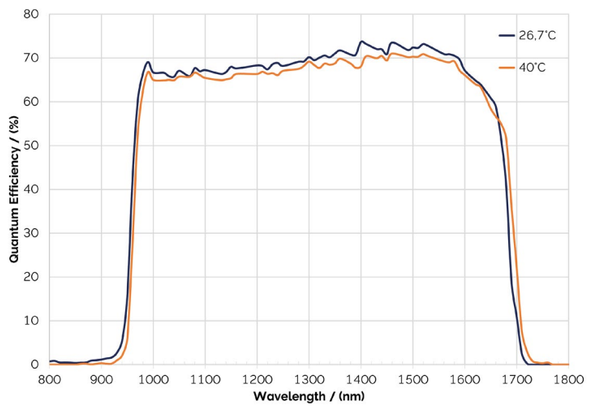

OEM Module Available

Specially designed C-RED-3 OEM version without housing, and custom features for easy integration in larger systems. It has been designed for low SWaP with 55x55x60 mm³ dimensions, 230 g in standard version and 100 g in OEM version. The camera offers extensive customization in hardware, electronic design and firmware to ensure optimal performance.

Contact our team to discuss your project requirements.



Dimensions in mm
Weight: 100 g

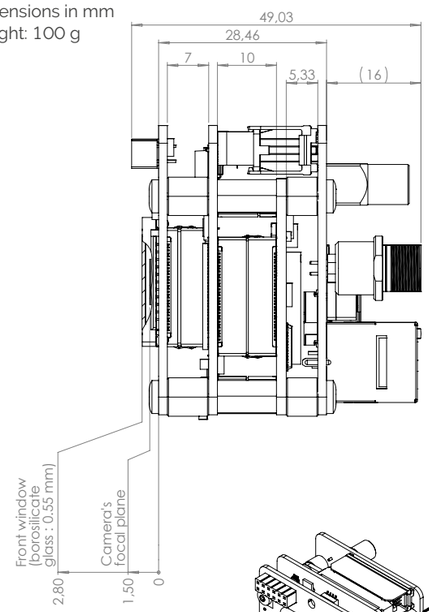

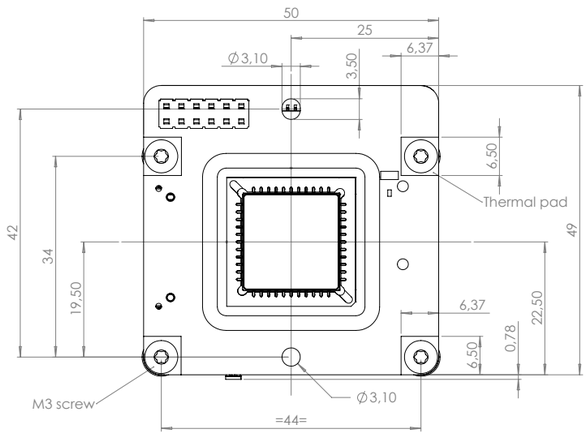

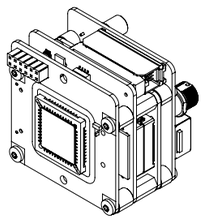

Creating The Optimum Product for You

Step 1. Select the camera type

Camera Type

Description	Code
C-RED 3 CL: 640 x 512 InGaAs TECless camera, 600 fps, <40 e- RON, Camera Link® interface	PAC-CR3-CLF-SSU
C-RED 3 USB: 640 x 512 InGaAs TECless camera, 600 fps, <40 e- RON, USB3 interface	PAC-CR3-USB-SSU

Description	Code
C-RED 3 CL camera core: 640 x 512 InGaAs TECless board level, 600 fps, <40 e- RON, Camera Link® interface	PAC-CR3-CLF-SSU-C
C-RED 3 USB camera core: 640 x 512 InGaAs TECless board level, 600 fps, <40 e- RON, USB3 interface	PAC-CR3-USB-SSU-C

Step 2. Select the required accessories

Accessories

Description	Order Code
Cooling pack	PAC-COO-200-000
Hydraulic cooling plate	ACC-HYD-CR3-000
Quick coupling set	ACC-QCS-CAM-001
Pair of synchro cables, 3 m open-ended	ACC-CAB-SYN-001
Synchro cable 1 m with x4 BNCs output	ACC-CAB-SYN-002
Camera Link® cables 5 m	ACC-CAB-CLF-000
Camera Link® cables 10 m	ACC-CAB-CLF-001
Matrox Grabber CL RAD EV 1G CLSF	ACC-GRA-CLF-000

Step 3. Software

Software

Your product is provided with the following software options:

Graphical User Interface: First Light Vision

Software Development Kit: (C, C++, C#, Python, MatLab) / LabVIEW / µManager

Order Today

Need more information? At Andor we are committed to finding the correct solution for you. With a dedicated team of technical advisors, we are able to offer you one-to-one guidance and technical support on all Andor products. For a full listing of our local sales offices, please see: andor.oxinst.com/contact

Our regional headquarters are:

Europe
Belfast, Northern Ireland
Phone +44 (28) 9023 7126
Fax +44 (28) 9031 0792

North America
Concord, MA, USA
Phone +1 (860) 290 9211
Fax +1 (860) 290 9566

Japan
Tokyo
Phone +81 (3) 6744 4703
Fax +81 (3) 3446 8320

China
Beijing | Shanghai | Guangzhou
Phone +86 (400) 678 0609
Fax +86 (10) 5884 7901

Items shipped with your camera:
1x Camera (model as ordered)
1x Power supply
1x Power supply cable
1x USB cable (if USB interface)
1x C-Mount adaptor
1x Quick start guide

Minimum Computer Requirements:
RAM: 8 GB minimum
Processor: Intel® Core™ i5 or higher
Screen resolution: at least 1920 x 1080
See system requirements for more information.

Operating and Storage Conditions
- Operating Temperature: -40°C to 35°C
- Relative Humidity: < 95% (non-condensing)
- Storage Temperature: -40°C to 60°C

Power Requirements
- 100 - 240 VAC 50 - 60 Hz
- Max. power consumption: 18 W

Note
Oxford Instruments reserves the right to alter without notice the specification, design or conditions of supply of any product or service.
Original document in English

© Oxford Instruments

Footnotes: Specifications are subject to change without notice
1. Figures are typical unless otherwise stated.
2. Typical refers to the median value from a large set of cameras.
3. Tested with cameralink and Zebra frame grabber.

C-RED3SS 0926 R1